

Ready, Respectful, Safe

Welcome to Nunthorpe Academy

Year 11 Parents Information Evening

06/11/24

Year 11 Parents Information Evening 2 will take place Wednesday 9 April; approximately 3 weeks before the REAL GCSE/BTEC exams begin Tuesday 6 May (**20 school weeks away**).

Ready, Respectful, Safe

Revision Strategies

Revision Strategies

- Work to the best of their ability in all lessons.
- Take their book home and complete work.
- Use revision guides.
- Produce revision posters.
- Make mind-maps.
- Complete past papers.
- Use Google Classroom.



Why should students revise?

- 'Life chances'
- Build solid foundations for the exams
- Boost their confidence
- Evidence their hard work
- Reduce stress



Ready, Respectful, Safe

English Language and English Literature

Ready, Respectful, Safe

“I can’t revise for English.”

Ready, Respectful, Safe

Reread the texts

Use Google Classroom

Complete practice questions

Plan answers to different questions

Practise P2Q5

You can revise for English.

Revise key quotes

Use your revision guide

Know the exam

Read the CGP books

Learn the question structures

Watch the YouTube videos

Explode key quotes

Watch the films

Ready, Respectful, Safe

**We recommend students revise English for
at least **20 minutes** three times a week.**

Ready, Respectful, Safe

English Trial Exams

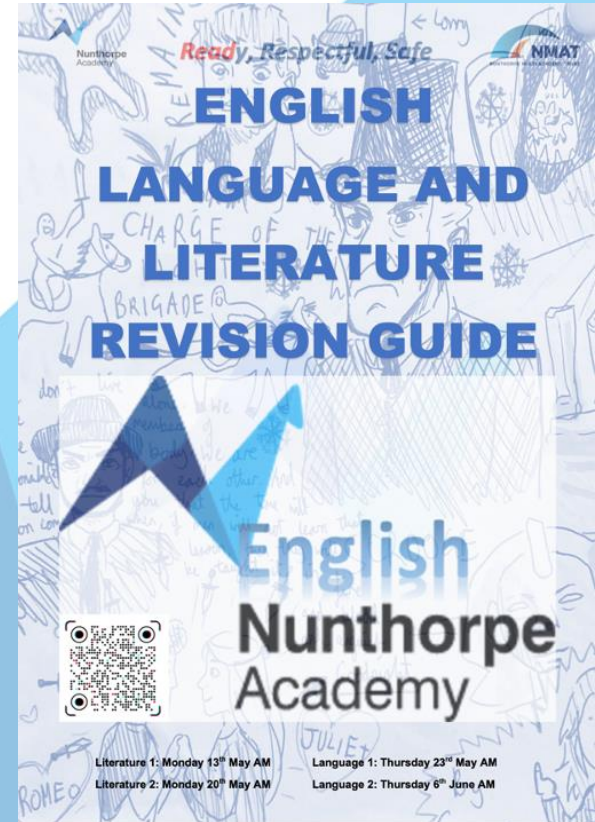
English Language Paper 2	English Literature Paper 1
Mon 18th November	Tues 26th November
True/False (4)	Romeo & Juliet (30 + 4)
Summarise two texts (8)	A Christmas Carol (30)
Analyse language (12)	
Compare the viewpoints (16)	
Persuasive writing (40)	

Revision Guide

All students have been given their own English revision guide. They should have one in the classroom and one at home.

The guide includes:

- Clear advice about how to approach each question.
- Model answers
- Scaffolds and sentence structures
- Key quotations for English Literature
- YouTube links to further material.



English Google Classroom

Students have access to lots of information on Google Classroom. They can:

- Work their way through our lesson PowerPoints.
- Complete or improve homework tasks.
- Download practice exam papers.
- Watch the linked YouTube videos about the different questions.
- Download 'Knowledge Organisers'



Google Classroom

Ready, Respectful, Safe

English Newsletter

Our Year 11 English Newsletter is released every week and provides updates about:

- Excellent work from our students.
- Our STAR students of the week.
- Key information about the week.
- Hints and tips about how to help your child.



ENGLISH DEPARTMENT VOLUME 8
4th MARCH 2024
NUNTHORPE ACADEMY

Review of the Week

We are heading towards the final stretch now, and we would like to say thank you to both yourselves and our hard-working Year 11 students for their efforts during their mock exams.

STARS of the Week

Here are the following STAR students of the week:

- Imogen J (11Q3)
- Layla A (11Q4)
- Hassan L (11Q5)
- Raheem A (11Z7)

What are we studying now?

We are revising everything in English now in preparation for the real exams.

Revision Tips Evening – 12 March 4.45-6.00pm

We would like to encourage parents and carers to attend the Year 11 Exam Tips evening on the 12th March. We will be going through tips about how your child can succeed in both their English Language and English Literature exams.

Revision

We strongly recommend students start their revision **early** in preparation for the summer exams. A little bit and **often** can make all the difference.

We recommend students revise English for 20 minutes three times a week

You can revise for English.

For English Literature:

- Use the revision guide.
- **Practise questions.**
- Reread texts.
- Organise ideas.
- Memorise quotes.
- Explode them.
- Make question plans.
- Watch the YouTube videos.
- Use Google Classroom.

For English Language:

- Use the revision guide.
- **Practise questions.**
- Learn the skills for each question.
- Practise using the structures.
- Practise P2Q5.
- Watch the YouTube videos.
- Use Google Classroom.

Ready, Respectful, Safe

Science

Science

Revision top tips:

- Remove the phone if not being used
(or turn off notifications)
- Quiet room
- Short bursts
- Have some sugar *(drink/snack)*
- Produce something *(not just reading)*

Plenty of websites will tell you that the very best way to revise is with flashcards, mind maps, chunking and it's very easy to get overwhelmed and frustrated.

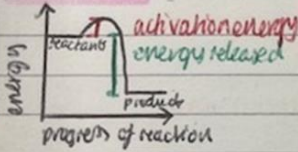
Science

Flash Card Revision

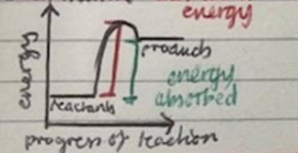
Condensing
information into
flashcards from text
book or video.

Reaction profiles

Exothermic



Endothermic



Activation energy: energy needed to start the reaction

- During chem reactions, old bonds broke & new ones formed
- need energy to break bonds, release energy when form bonds

(endothermic) (exothermic)

Bond energy calculations

- ① find energy required to break old bonds
- ② find energy released by forming new bonds
- ③ find overall change in energy (energy to break - energy from form)

Eg) Calculate the energy change for the reaction between H_2 & Cl_2 , forming HCl:

$$H-H + Cl-Cl \rightarrow H-Cl + H-Cl$$

Bond energies: $H-H: +436 \text{ kJ/mol}$, $Cl-Cl: +242 \text{ kJ/mol}$
 $H-Cl: +431 \text{ kJ/mol}$

- ① $436 + 242 = 678 \text{ kJ/mol}$
- ② $2 \times 431 = 862$
- ③ $678 - 862 = -184 \text{ kJ/mol}$

Ready, Respectful, Safe

Science

Video links include:



<https://www.youtube.com/@Freesciencelessons>

GCSE Biology Paper 1

 <p>For Exams in 2024 + 2025</p> <p>Eukaryotes and Prokaryotes</p> <p>GCSE Biology</p> <p>⇒ 18 videos</p>	 <p>For Exams in 2024 + 2025</p> <p>The Digestive System</p> <p>GCSE Biology</p> <p>⇒ 17 videos</p>	 <p>For Exams in 2024 + 2025</p> <p>Communicable and Non-Communicable Disease</p> <p>GCSE Biology</p> <p>⇒ 15 videos</p>	 <p>For Exams in 2024 + 2025</p> <p>Photosynthesis</p> <p>GCSE Biology</p> <p>⇒ 7 videos</p>	 <p>For Exams in 2024 + 2025</p> <p>Required Practical 1: Microscopes</p> <p>GCSE Biology</p> <p>⇒ 6 videos</p>
AQA GCSE Biology Paper 1 Cell Biology	AQA GCSE Biology Paper 1 Organisation	AQA GCSE Biology Paper 1 Infectious Diseases	AQA GCSE Biology Paper 1 Bioenergetics	AQA GCSE Biology Paper 1 Required Practicals
Freesciencelessons · Playlist ✓	Freesciencelessons · Playlist ✓	Freesciencelessons · Playlist ✓	Freesciencelessons · Playlist ✓	Freesciencelessons · Playlist ✓
View full playlist	View full playlist	View full playlist	View full playlist	View full playlist

Do more of what you don't like !!

Science

Revise actively:

Use LOOK / COVER / WRITE / CHECK

- 1. **Read** over a page.
- 2. **Cover** what you read.
- 3. **Write** from memory what you have just learnt.
- 4. **Check** your notes to see what you have missed out.

Talk to yourself, it may sound crazy but its been proven to help retain facts

Science

Use: Past papers

(these can be printed in the ELZ at 3pm)

One of the best exam techniques to understand how questions can link across topics.

AQA

Please write clearly in block capitals.

Centre number Candidate number

Surname _____

Forename(s) _____

Candidate signature _____

GCSE
COMBINED SCIENCE: TRILOGY

H

Ready, Respectful, Safe

Science

Go to google class

ti6qr4s

Y11 Science Revision

2024 Bio P1 for Combined - 10th May



The whole of Bio Paper 1 in one video

Edited 26 Feb



All Knowledge organisers for Bio paper 1

Edited 26 Feb



Past paper link for combined science

Edited 20:57

Ready, Respectful, Safe

Mathematics

Ready, Respectful, Safe

Mathematics: Exams

90 minutes - 80 marks each (240 in total)

Paper 1	Paper 2	Paper 3
Thus 15th May	Mon 4th June	Monday 11th June
Non-Calculator	Calculator	Calculator
180 days 25 weeks	210 days 30 weeks	217 days 31 weeks

Mathematics: Revision

by Topic

Topic Tests: Marked by the teacher with feedback.

Students are encouraged to take them home, with the provided mark scheme.

Ask for a blank test

Maths Watch: Use email to help focus on clips

Username: `brian.wardman@nunthorpe`

Password: nunthorpe

Corbettmaths: A free website with over 400 worksheets, exam style questions and videos about each topic

Use Ctrl-F to search

Ready, Respectful, Safe

Mathematics: Revision

Past Papers

Google Classrooms: GCSE Papers

Access Code: **baju3ft**

Topics that students excelled in

Topics that students were weak in

Past Paper

Worked Solution

AQA Examiner Comments

Mark Scheme

Ready, Respectful, Safe

Mathematics: Revision

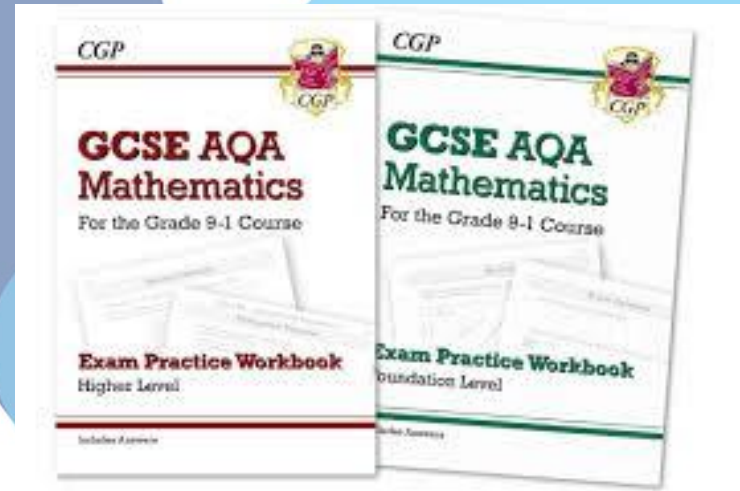
You Tube



Ready, Respectful, Safe

Mathematics: Revision

Books



Revision Strategies

- **Work to the best of their ability in all lessons.**
- **Take their book home and complete work.**
- **Use revision guides.**
- **Produce revision posters.**
- **Make mind-maps.**
- **Complete past papers.**
- **Use Google Classroom.**

